

**CAMINO REAL REGION – USPC
2012 REGIONAL QUIZ RALLY
& CHAMPIONSHIPS WEST QUALIFIER**

Organized by: Portuguese Bend Pony Club

Phase Coordinators: Classroom - Santa Ynez Valley, Barn - Moonlight, Written - Agoura Woodland Hills, Mega Room - Cuddy Valley

Date: Saturday, February 18, 2012

Time: Arrival 7:45 – 8:00 am, Briefing 8:15am Sharp – Awards Estimated time: 4pm
Note: Quiz requires tight time management. Team Schedules will be passed out at briefing. Volunteer/Chaperone Jobs will be posted – please report to your phase coordinator@ 8:15 am.

Awards: Ribbons for 1st to 3rd place per division, and of course no one goes home empty handed – Participation Ribbons.

Rules: USPC Rules for Quiz Competition 2011 and 2012 Quiz Newsletter.

Requirement to Compete: Each Team must bring a Chaperone & a Volunteer = (2 adults or 1 adult & 16+aged PCer who is C-level or above and not competing at Quiz). Their Names must be provided on the Team Entry Form. They will both have assigned duties at Quiz. This is necessary as the Quiz format is manpower intensive. And volunteers don't worry – Quiz duties are easy.

Size: 7 Teams minimum. 20 Teams Maximum due to time constraints. 3-4 Competitors per Team.

Competitors: Unrated and up to B. Per rulebook - D's & C's cannot be mixed into the same team. A Jr-D team is ages 12 & under and may confer. A Sr-D team is ages 13+ and cannot confer. ***A D team that is a mix of Jr & Sr ages automatically becomes a Sr-D team and members cannot confer even if they are Jr. age members.***
Note to D Teams – our regional level Quiz competition is limited to 1 day, and has limited tables in Mega Room – thus there will be 5 tables covering D1 – C1 materials
Note to C/B Teams – per Quiz Rulebook C's & B's can be mixed. Due to traditionally low numbers of C/B entries we will have a mixed Jr./Sr. Division. Our Regional level Quiz competition is limited to 1 day, and has limited tables in Mega Room – thus due to these confines the 5 tables will cover D3-HA (1 level above B) so please study accordingly!

Qualifiers: This year Championships West will be held in Washington state in August. Qualifier applications will be e-mailed to all DC's by the RS and are also available on the regional website <http://usppcaminoreal.org>. Qualifier Applications must be postmarked to the RS by 2/11/12 with the \$50.00 application fee.

Rally Fee: \$50 per competitor – 4 member teams pay \$200 – 3 member teams pay \$150. Scramble members pay \$50 and we will try to place you on a team. You will be notified if we can't place you by Feb. 11 and your check will be returned.

Lunch: Provided with Entry Fee for Competitors, the Chaperone & Team provided Volunteer. Extra lunches available for \$10 – please send in Lunch form.

Dress: Club or Regional Polo or shirt with collar and sleeves, Pony Club Pin, Medical Armband, and Proper Footwear for the Barn phase – see next page for detail information on dress from HM Rulebook.

Location: Hansen Dam Equestrian Center, 11127 Orcas Ave., Sylmar, CA 91342. Map attached

Check & Forms to: Check Payable to -Camino Real Region, Mail to: Bobbette Hamilton, 2912 Via Victoria, Palos Verdes Estates, CA 90274. Phone: 310 210-0753 Personal checks from Riding Center Members accepted.

All forms Must be RECEIVED by February 5, 2012 – e-mail late entry information to Bobbette @ pvcheermom50@aol.com.

- Rally Team Entry Form
- Chaperone Form
- Activity Rally Release
- Competitor Information & Volunteer Form
- Lunch Form

Requirements for Unmounted Footwear at all USPC Activities

Item Requirements

Unmounted Footwear

Footwear must meet all the following criteria:

- Thick-soled , shoes/boots (short or tall)
- Cover the ankle
- In good condition
- Made of leather or synthetic materials
- Entirely closed
- Securely fastened

Example: paddock boots

7b. General Attire Requirements

USPC expects Members to dress in clothing appropriate to the discipline and activity. Certain phases of a competition may require specific attire. During the competition (including unmounted time in the barn or on activity grounds), Members are expected to dress in a manner that conveys respect for themselves, others, our sport and our organization.

General attire requirements are in effect for all Competitors while on competition grounds. Members must follow the requirements for mounted/unmounted attire as appropriate.

Regional or Local Club teams, in order to highlight their identity, may encourage a particular type of shirt or pants, such as a Regional Polo with khakis, for their teams.

Under no circumstances may any Member wear or display clothing that conveys an inappropriate message or graphic that may contribute to a hostile environment for another Member or volunteer.

Medical Armband Members must wear an Armband on either upper arm with a copy of their current, complete and signed Medical Card at all times while on competition grounds.

To protect the Members' privacy, it is recommended that the Medical Card be folded so the personal information is not easily seen.

At the discretion of the Organizer, Quiz Competitors may carry their Medical Card either in their Name Tag holders or in an Armband.

Tetrathlon Competitors will not be required to wear their Armbands while shooting or swimming, but must have them visible and next to them for these activities and must wear them at all other times.

Tip: Safety pins may be used to secure an Armband to a sleeve to keep the Armband from slipping down. Members must wear a Pony Club pin at all times when mounted and unmounted, unless otherwise specified by the rules of the specific discipline.

Championship pins or life membership pins are accepted as meeting the Pony Club pin requirement. Colored felt backing denoting rating for USPC pins is recommended. If used, the colors are:

USPC Pin

Rating Felt Color

- D-1 through D-3 Yellow
- C-1 and C-2 Green
- C+ Pink
- C-3 White
- HB.....Brown

Rating, *cont* Felt Color

- H.....Purple
- B.....Red
- H-A..... Orange
- A..... Royal Blue

What is Quiz?

From the Quiz Rulebook:

“Quiz is a non-riding team competition where Pony Club members show their knowledge and skills in 1) the Standards of Proficiency and topics related to the Standards of Proficiency through their Horse Management rating level and at least one level above their Horse Management rating level, 2) Rally competition rules, 3) Horse sports (Dressage, Eventing, Games, Polocrosse, Show Jumping and Tetrathlon) in addition to resource activities (Foxhunting, Polo, Vaulting, and Distance Riding), and 4) Safety.

What Phases will be held at this rally?

We will hold 4 of the 5 phases of Quiz.

1. Classroom – oral questions
2. Written – multiple choice questions
3. Mega Room – matching (for example there might be a bridle on the table with 5 parts labeled – the competitor will have an answer sheet with the names of the parts)
4. Barn Phase – Demonstration/hands on type questions – one team question and then each member gets an individual question (for example an individual question might be – demonstrate how to lead a horse)

How do we study for Quiz?

Read your PC manual – look for facts/diagrams/”how to”

Look through the discipline rulebooks for the facts - for example – how many seconds after the bell or whistle must you enter the dressage court?

Look through tack catalogs (bits, tack, saddle pads, nose bands, etc.)

Go on-line for foxhunting information

Check on the USPC Website under “Disciplines” for Quiz to get to the Quiz pages with more suggestions



Camino Real Regional Rally Entry Form Year 2012

Name of Rally: _____ Date of Rally: _____

Location of Rally: _____

Club Name: _____ Team:# _____ Rank your club's teams as #1, #2, etc., in case the rally is over subscribed

USE ONE SHEET PER TEAM

Rider and Horse Information		Age & DOB	Rider Rating	Rider Division	Trying to Qualify for Championships?
Indicate Team Captain with an *			---	See rally invitation for details	See rally invitation for details
Do not fill in rider No.#. Gray Areas are for Official Use Only					
Rider's Name:	No.	Age:	Rating:		Yes
Phone Number:		----- DOB	_____		No
Horse's Name and Age:		_____			
Rider's Name:	No.	Age:	Rating:		Yes
Phone Number:		----- DOB	_____		No
Horse's Name and Age:		_____			
Rider's Name:	No.	Age:	Rating:		Yes
Phone Number:		----- DOB	_____		No
Horse's Name and Age:		_____			
Rider's Name:	No.	Age:	Rating:		Yes
Phone Number:		----- DOB	_____		No
Horse's Name and Age:		_____			
Stable Manager:	No.	Age:	Rating:		Yes
Phone Number:		----- DOB	_____		No
Coach:		Form In	_____		
Chaperone:	Form In	Phone:	Email:		
Volunteer:	Form In	Phone:	Email:		
Volunteer:	Form In	Phone:	Email:		

Enclosed club check for \$ _____ or a total of _____ checks for \$ _____ from riding centers

For Official Use Only:				Probably Number & Sizes of Trailers	DC Sign-off:
No.	Code of Conduct	Venue Waiver	Activity Release		
				2 Horse _____ 3 Horse _____ 4 Horse _____ 6 Horse _____ Other _____	As the DC of this club, I declare that all team members are members in good standing as defined by club, regional, and national policies Name: _____ Email: _____ Phone: _____ Signed: _____ Date: _____

COMPETITOR INFORMATION FORM

Please Print Clearly

Name of Participant/Competitor: _____ Phone: _____

DOB: _____ Age on 1/1/2012: _____ Rating: _____ Email: _____

Parent(s): Cell Phone#: (_____) _____

Quiz: Jr. D ____ Sr. D ____
Jr./Sr. C/B _____

____ Competitor needs assistance reading

____ Competitor wants to try to Qualify for Championships West – Additional form on Regional website – qualifier form is sent in separately from entry.

The above information is correct..

Signature of Pony Club Member Date

I/We, the parent(s) of _____ have reviewed the above information and we agree to allow our child to compete in the discipline and at the level as so noted above in the United States Pony Club Activity/Rally.

Parent/Guardian Signature (Only 1 signature required) Date

Chaperone/Volunteer

Name _____ Cell Phone _____

E-Mail _____

All volunteers must remain available for the duration of the rally (opening to awards). We will assign two chaperones per division – they will stay with a group of 3 – 5 teams for the day. Other chaperones will be used to help with quiz. All volunteers will have a short training session at 8:15 am before the competition starts.

Volunteer Jobs: Mark at least two jobs.

- | | |
|---|---|
| <input type="checkbox"/> Assistant Scorekeeper | <input type="checkbox"/> Mega Room table judge (no PC knowledge req.) |
| <input type="checkbox"/> Barn Phase judge (requires PC knowledge) | <input type="checkbox"/> Photographer |
| <input type="checkbox"/> Timer (most phases have time limits) | <input type="checkbox"/> Classroom scorer (need 2) |
| <input type="checkbox"/> Group Chaperone | <input type="checkbox"/> Scribes |

Qualifications/experience _____

Lunch Order Form

Complete One Form Per Club/Center (Per Team)

Club/Center Name _____

Morning snack will include bagels, juice, fruit, coffee

Lunch will include: Green salad & either Spaghetti with marinara sauce or Chicken piccata, and a drink

Note: Cost of lunch and breakfast snack is included in Rally Premium for Competitors, Chaperone & 1 volunteer - Please include \$10 for any other parents/friends coming who would like to join us.

Competitor/Chaperone/Volunteer

Name	Lunch choice - Spaghetti or Chicken

Friends & Others

Extra meals ____ @ \$10 each = \$ _____
 Include amount with team check

Note any special dietary needs: _____



Uniform Chaperone Rules/Duties

Revised and effective November 10, 2009

To be completed by the Chaperone and turned in with rally entry.

Chaperone duties shall include:

- | | |
|--|---|
| <ol style="list-style-type: none"> 1. The primary function of the “Official Team Chaperone is to ensure that there is a contact person for each team or individual present and on grounds for the duration of the competition. Team Chaperones must be available to Rally Officials and team members at all times. 2. Have copy of and be familiar with the rules for the competition (Discipline Rulebook) and the current edition of the Horse Management Handbook and Rules for Rallies. <i>Rulebooks can be downloaded from the USPC website at www.ponyclub.org</i> 3. Uphold USPC Policy 0500 Drug/Alcohol/Tobacco. Chaperones must refrain from using alcohol or other substances when they are serving in their “official capacity” as team Chaperone. Refer to USPC website www.ponyclub.org for full policy statement. 4. Be present and available to Rally Officials and all team members for the duration of the competition. 5. Delegate duties of the team Chaperone to another responsible adult if for any reason you should have to leave the competition grounds during the hours of competition making it clear that they are to respond to Rally Officials and any team members in your absences. | <ol style="list-style-type: none"> 6. Be sure to have a means of contacting parents or designated responsible person for all team members in the event that you should need to contact them during the hours that you are responsible for those team members (hours of competition). 7. Have a means of contacting all team members and the parent or responsible person for those hours after competition and when not on competition grounds (evening/nights). 8. Administration of medications is the sole responsibility of the parent/guardian. 9. Be familiar with the effects of heat and humidity and the potential risk for heat related illness. Take an active role in helping to keep all team members well hydrated; the importance of hydration cannot be overstated! Take every opportunity to encourage water breaks. Refer to the Uniform Officiation Rules found in the Horse Management Handbook and on the USPC website www.ponyclub.org 10. In cases of Scramble Teams, the Competition Organizer will determine the “Official Team Chaperone”. 11. Be aware that USPC Members are required to wear a current, up-to-date USPC Medical Card on their arm at all USPC activities. |
|--|---|

I have read and understand the duties of a Chaperone as listed above.

Name of Chaperone

Signature

Date

(_____) _____
Cell Phone Number

Chaperone for the above Club/Regional team or individual



Uniform Chaperone Rules/Duties

Revised and effective November 10, 2009

This page is intended for the use of the team Chaperone.
It should not be sent in with team competition entry.

Definition of Chaperone:

For the purpose of all USPC Competitions each team, or in situations that an individual should be entered, there will be a designated "Official Team Chaperone". In the situation of scramble teams the Official Team Chaperone(s) will be appointed by the Rally Officials and will be so noted in the Rally program as such. The role of this person is to give the Rally Organizers a responsible adult to contact for any needs and to give the team members a contact to assist them as may be indicated and allowed.

Hours for tour of duty are.....

The Official Team Chaperone is responsible for team members during the hours of competition and on competition grounds only (from arrival on grounds until departing rally ground at beginning and end of each day of competition).

Transportation, driving and lodging...

Decisions to allow a Competitor to drive or not, who they can or cannot ride with, who they can or cannot have in a vehicle that they are driving, where they stay at night and with whom they stay, and who is to be responsible for a Competitor are all decisions that must be made by the parent/legal guardian if a minor. These decisions are not a decision of the USPC, any Region, Club or Rally Organizer. Specific arrangements must be made by and between the parent/legal guardian and the adult assuming any of these responsibilities in the absence of the parent/guardian.

Helping your team to succeed:

Initiate contact with all team members prior to leaving for the competition. In cases of Scramble Team members, request contact information from the Rally Secretary. Share this information with team Captain and/or Stable Manager (SM).

Encourage the team to have meetings prior to leaving for Rally. Be sure all members of a Scramble Team are included in the decision making process, either by email or phone contact, if a distance away. Discuss team equipment, review all rules that apply and any decisions regarding snacks, drinks, plans for meals, etc. Determine how the team members plan to provide snacks and drinks (i.e., each team member contribute a sum of money to a pot or each member is assigned specific items to bring.) If each is contributing money, it must be collected before the Rally. Be sure you know who is bringing cooler(s), so you can avoid the quick trip to the local store.

Plan arrival time at the competition site and any details such as arrangements for ordering bedding, if needed, and who is assigned to do this (again collect money in advance if needed).

On the first day of the Rally, gather the team together before they separate for the night and make plans for the next day. Include a review of their competition schedule and how they can best work together to help each other prepare for Turnout Inspections. Determine a regular meeting place and plan to have a scheduled discussion session at the end of each day of competition. Take this opportunity to offer words of praise, acknowledge their accomplishments and encourage the sense of teamwork and team building. Guide the team towards constructive criticism and steer them away from finger pointing. Have the team make plans for the next day concerning time they will arrive on the competition grounds, who will feed horses the next morning, who will re-supply the tack room cooler with ice, drinks and snacks (get requests for drinks/snacks) and make the plans for lunch. Be sure any plans for cooler and/or lunch delivery follow any requirements as stated in the Competition Entry Packet (Neutral Zone) and they understand the plan. Have the team leave with a plan for the next day in place before they go off for an evening of relaxation.



COMPETITOR ACTIVITY/ RALLY RELEASE

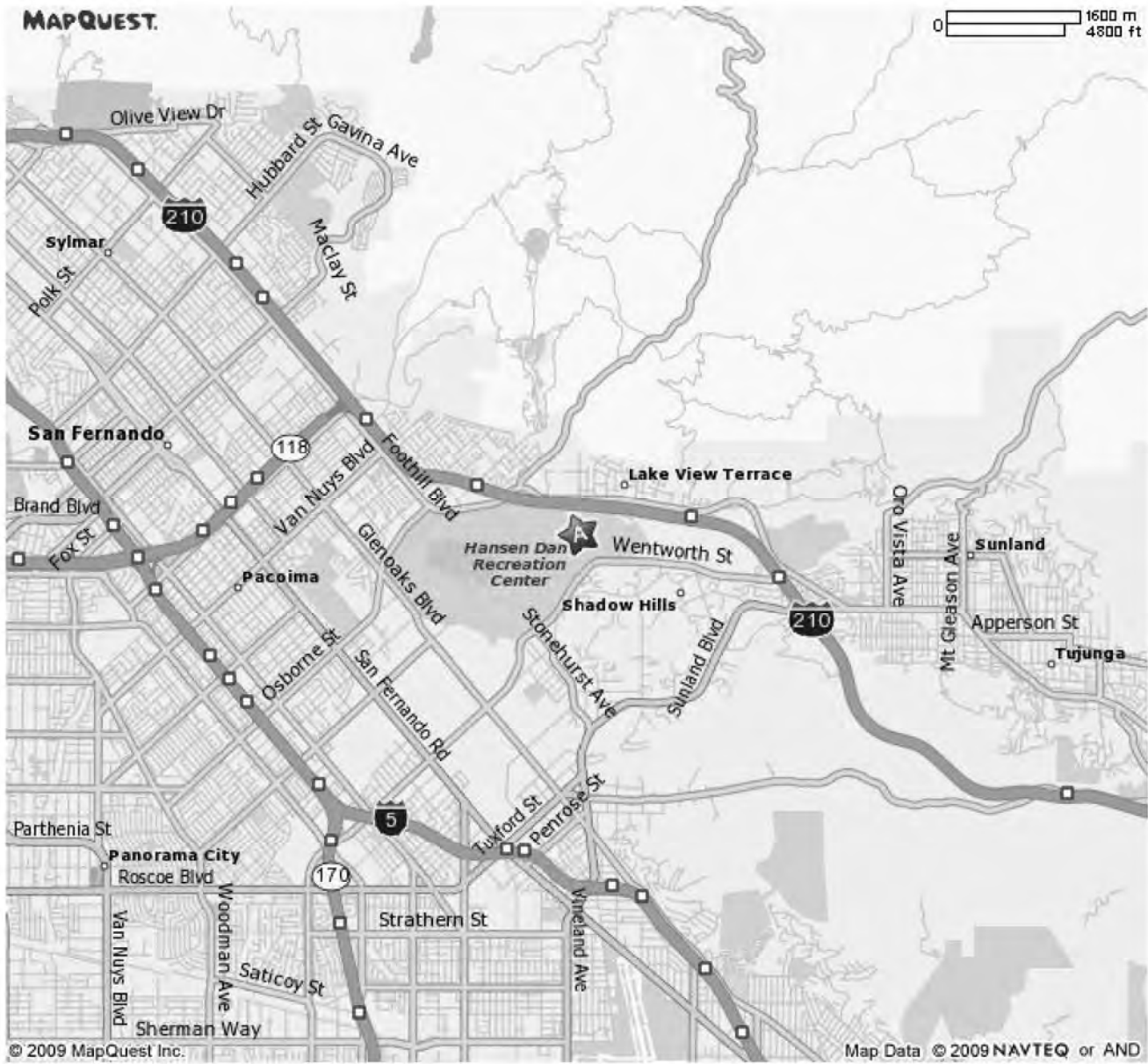
Name of Competitor _____

I AGREE for myself, and/or my child, my/our administrators and assigns, in consideration for my, and/or my child's, participation in all United States Pony Clubs, Inc. (USPC) activities (Club, Regional or National) to the following:

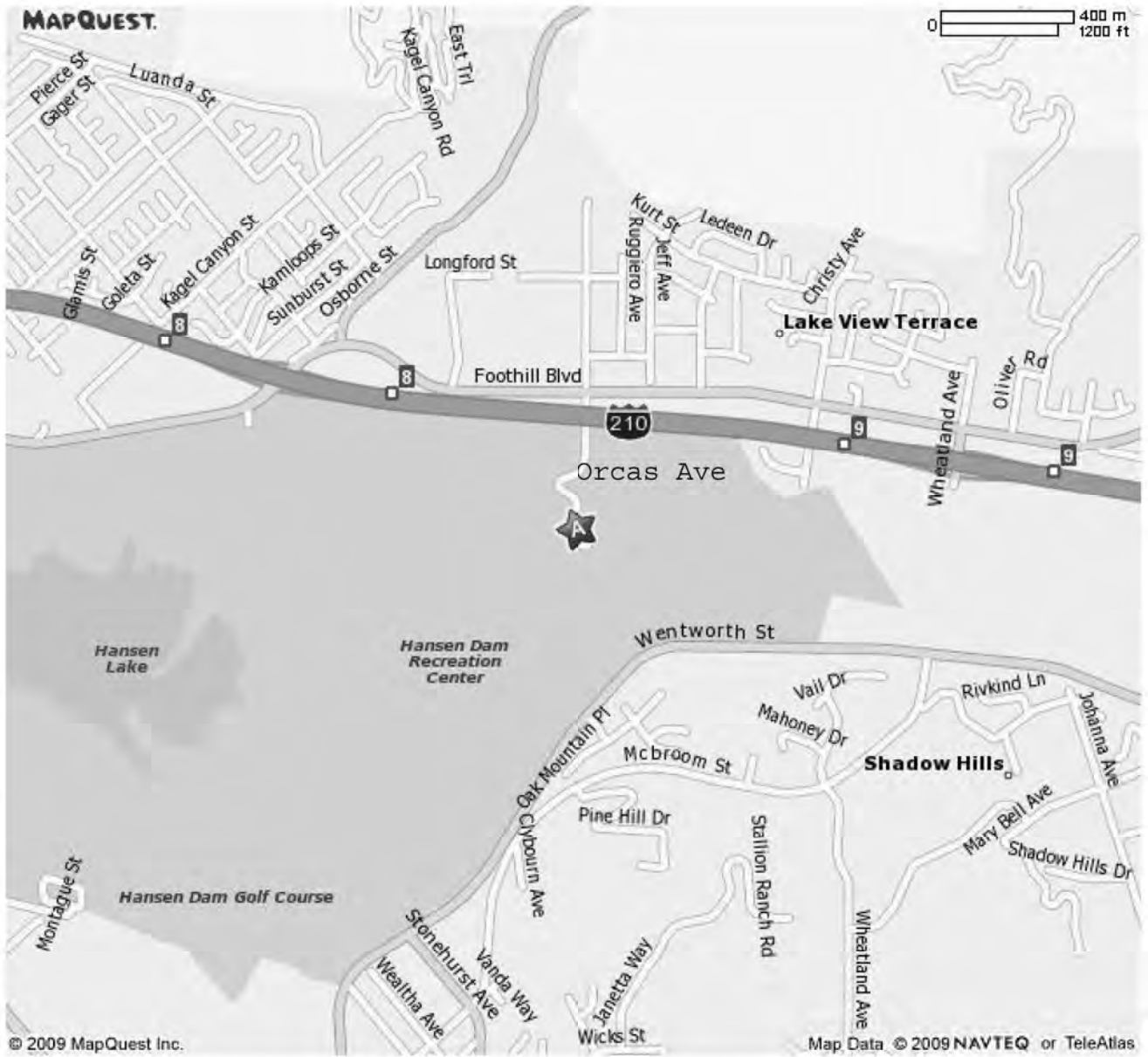
- (1) the acceptance of competitor as a participant in the Activity by the United States Pony Clubs, Inc. does not constitute a determination of any nature by the United States Pony Clubs, Inc., it's affiliates, employees and agents ("USPC") that the Activity is suitable, safe or otherwise appropriate, for Competitor, by reason of Competitor having attained any specific USPC Rating Level or otherwise, and that USPC makes no determinations, evaluation, representation or warranty to any such effect,
(2) they understand the Activity and the jumps, courses and equestrian performances, competitions and activities (mounted or un-mounted) constituting the Activity, any and all of which may, in fact, be more difficult and different than those constituting the jumps, courses and equestrian performances, competition and activities (mounted or un-mounted) used in establishing, testing for and assigning or awarding any USPC (or other organization's) Rating Level,
(3) they understand that equestrian activities such as the Activity are inherently dangerous and that they accept the inherent risks involved therein (including, without limitation, the risk of injury, death and damage or destruction to or of horses and other property),
(4) the decision to participate in the Activity, and any evaluation of the Competitor's ability to safely and competently participate therein, has been made at the sole and absolute discretion of the Competitor and Parent(s) and Competitor and Parent(s) accept complete responsibility for such decision and such participation,
(5) Competitor and Parent(s) have read and understand the policies and regulations governing the United States Pony Clubs, Inc., participation in activities sponsored or operated by it, and specifically the rules of the Activity, and each agree to abide by such rules, as now in effect, and as amended and in effect from time to time hereafter,
(6) Competitor and Parent(s) understand that failure to adhere to the code of conduct and/ or policies and regulations may result in dismissal from the competition or other such action as deemed necessary by the officials of the competition.
(7) Competitor's entry into this competition constitutes his/ her release to photograph and/ or videotape and publish and/ or broadcast his/ her involvement in this competition to USPC.
(8) Competitor and Parent(s) each hereby release and agree to hold harmless USPC, its officers , agents, representatives as well as the land owner, his heirs, estate, etc. from and against any claims and causes or action, Competitor or Parent(s) (or their respective successors, representatives, heirs or assigns) may have as a result of Competitor's participation in above stated Activity.
(9) participation in a USPC Activity/ Rally is a privilege, not a right, and entry and/ or participation may be refused at any time, with or without cause, for any reason, in the sole and absolute discretion of the Regional Supervisor/ Organizer, including but not limited to the determination that the entry and/ or continued participation might obstruct the activity and/ or reflect adversely on the USPC.
(10)they expressly assume all risks of harm to competitor or competitor's mount, including harm resulting from negligence of the USPC or the USPC activity, and specifically agree to the applicable state statute/ law regarding equine/ farm animal activity liability and signed posting (if any), in any state in which competitor participates in a USPC activity. A true copy of the state statues in effect at the time of the execution of this agreement is included and incorporated herein.

Signature of Competitor - if legal age of majority for the participant's state of residence or emancipated _____ Date _____

Signature of Parent (only one needed) _____ Date _____ Signature of 2nd Parent (Optional) _____ Date _____



All rights reserved. Use subject to License/Copyright Map Legend
Directions and maps are informational only. We make no warranties on the accuracy of their content, road conditions or route usability or expeditiousness. You assume all risk of use. MapQuest and its suppliers shall not be liable to you for any loss or delay resulting from your use of MapQuest. Your use of MapQuest means you agree to our [Terms of Use](#)



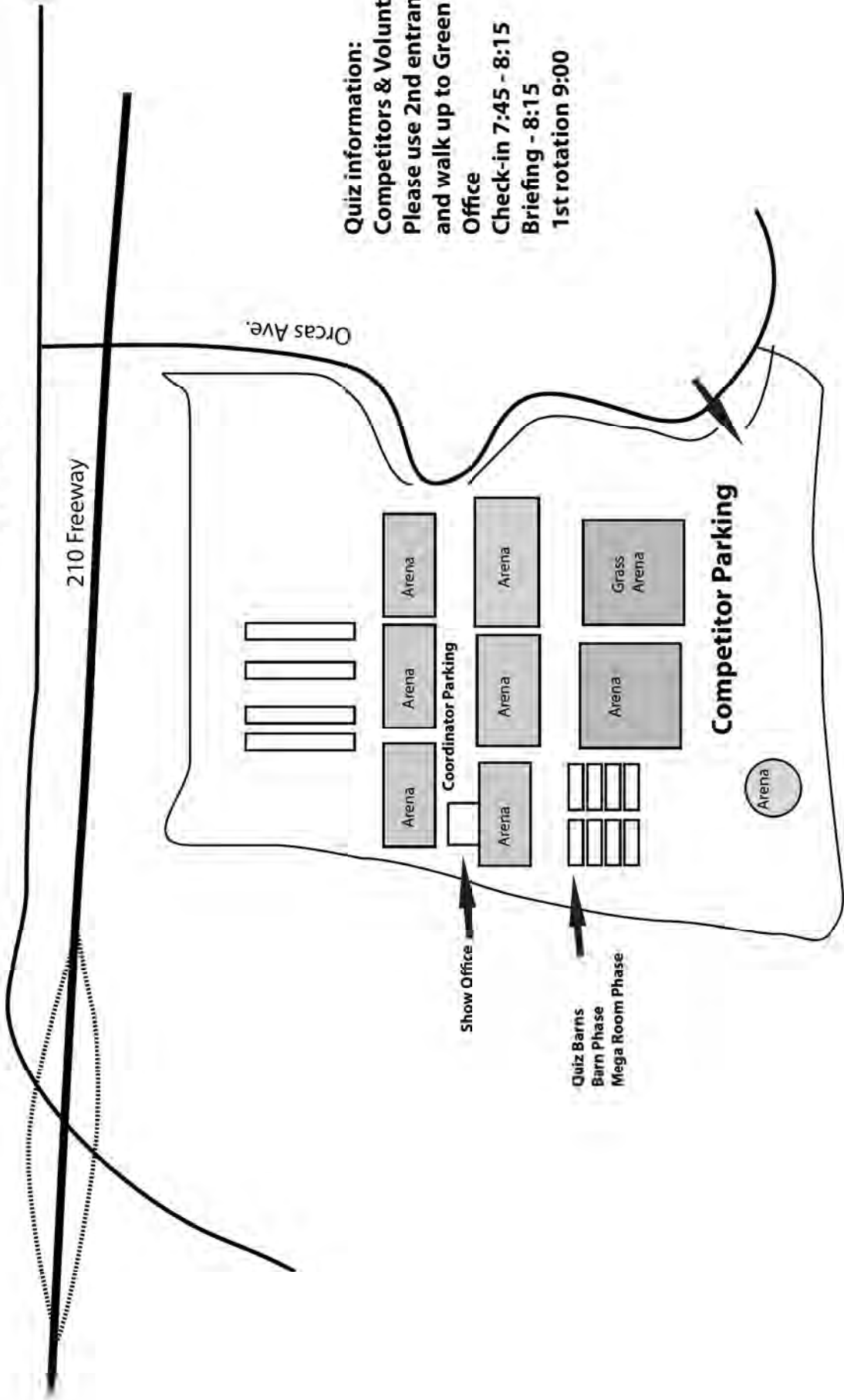
All rights reserved. Use subject to License/Copyright Map Legend
Directions and maps are informational only. We make no warranties on the accuracy of their content, road conditions or route usability or expeditiousness. You assume all risk of use. MapQuest and its suppliers shall not be liable to you for any loss or delay resulting from your use of MapQuest. Your use of MapQuest means you agree to our [Terms of Use](#)

Hansen Dam Equestrian Center

Foothill Blvd

210 Freeway

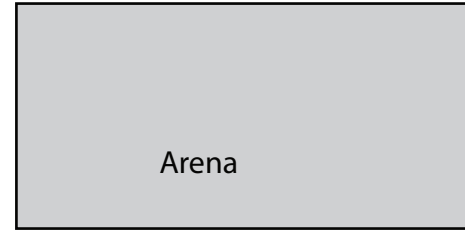
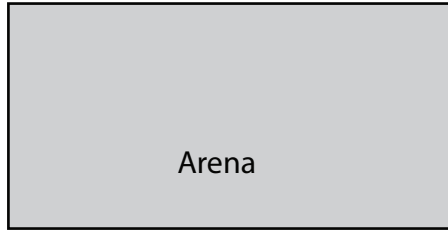
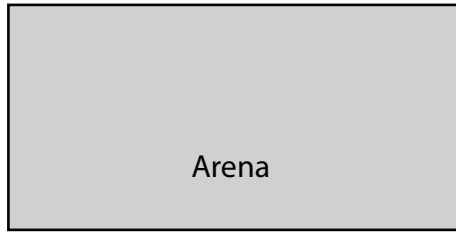
Orcas Ave.



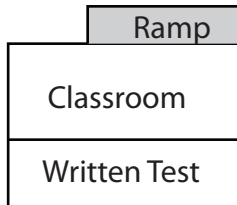
Quiz information:
Competitors & Volunteers
Please use 2nd entrance
and walk up to Green Show
Office
Check-in 7:45 - 8:15
Briefing - 8:15
1st rotation 9:00

Hansen Dam Equestrian Center

Bathrooms:
On ramp by classroom
and near Mega Room
Barns



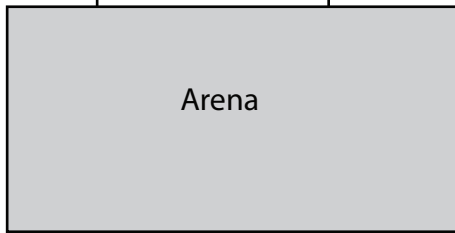


Breakfast & Lunch
Area on back patio
Neutral Zone




Classroom - enter and leave on North side of building

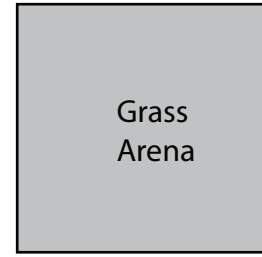
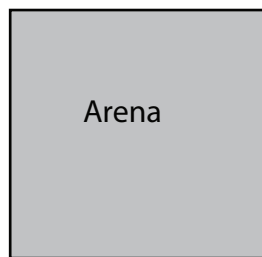
Written Test will be given on patio on South side of Show Office building



Barn Phase



Mega Room Phase



Competitor Parking